



RECTULASTIC



Technical Description

RECTULASTIC hoses from Nycoil for safer, more efficient air power transmission.

Special Physical Features

- Light weight (specific weight 9x lower as copper)
- Wide temperature range
- High resistance against moisture
- Saltwater insensitive
- Long service time
- Highly elasticity

Mechanical Features

- High vibration prevention
- Perfect abrasion resistance - High compression characteristics
- Low flow reduction for all kind of media
- Precise tolerances
- Constant solidity
- Resists kinking

Applications

- Compressed air
- Lubrication grease/oil
- Gasoline
- Hydraulic
- Vacuum
- Chemicals (on request)

Advantages

- Quick assembly possible
- Straight hoses ideal for Push-In-System
- Light weight
- Low pressure drop
- Different colors for identification
- Good storage possibility due to box packing (straight hoses)
- High abrasion resistance
- Self-retracting. Coiled Hose automatically recoils to a fraction of its working length
- Small bending diameter
- Resistant to oil, gasoline, grease and abrasion

Temperature range:

-40°C up to +90°C

Maximum operating pressure:

see chart

Tubing assembled:

-20°C up to +70°C

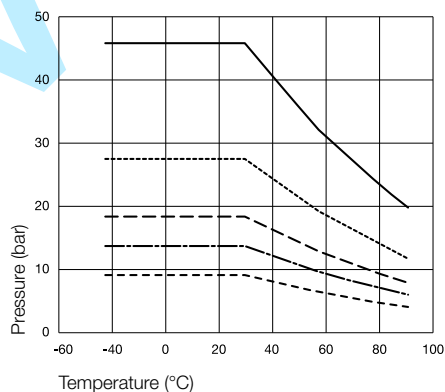
All technical data refers to air applications. We will gladly assist you for other media.

Flow diagrams

Relation Working Pressure / Temperature

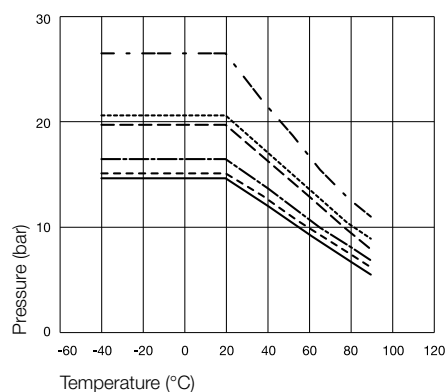
The pressure specifications apply only for the hose and not for the connection fittings.

Straight



- PA040
- - - PA100
- · - PA080
- PA047, PA060
- - - - PA120, PA140


Coiled



- - - SP05
- · - SP06
- · · - SP08
- SP10
- SP12
- - - - SP16

Straight Hoses


RECTULASTIC

| | Inside x Outside ø mm | Coil Outside Diameter mm | Working Length in m | Part Number Blue** | Part Number Red* |
|---|--------------------------|-----------------------------|------------------------|-----------------------|---------------------|
|  | 2,0 x 4,0 | | 25 | PA040/025/03 | PA040/025/02 |
| | 2,0 x 4,0 | | 50 | PA040/050/03 | PA040/050/02 |
| | 2,0 x 4,0 | | 100 | PA040/100/03 | PA040/100/02 |
| | 2,7 x 4,0 | | 25 | PA047/025/03 | PA047/025/02 |
| | 2,7 x 4,0 | | 50 | PA047/050/03 | PA047/050/02 |
| | 2,7 x 4,0 | | 100 | PA047/100/03 | PA047/100/02 |
| | 4,0 x 6,0 | | 25 | PA060/025/03 | PA060/025/02 |
| | 4,0 x 6,0 | | 50 | PA060/050/03 | PA060/050/02 |
| | 4,0 x 6,0 | | 100 | PA060/100/03 | PA060/100/02 |
| | 6,0 x 8,0 | | 25 | PA080/025/03 | PA080/025/02 |
| | 6,0 x 8,0 | | 50 | PA080/050/03 | PA080/050/02 |
| | 6,0 x 8,0 | | 100 | PA080/100/03 | PA080/100/02 |
| | 8,0 x 10,0 | | 25 | PA100/025/03 | PA100/025/02 |
| | 9,5 x 12,0 | | 25 | PA120/025/03 | PA120/025/02 |
| | 12,0 x 14,0 | | 25 | PA140/025/03 | PA140/025/02 |

* Hoses in black or transparent available on request.

Coiled Hoses without Fittings

RECTULASTIC

| | Inside x Outside ø mm | Coil Outside Diameter mm | Max. Working Length in m | Approx. Coils | Part Number |
|---|--------------------------|-----------------------------|-----------------------------|---------------|-------------|
|  | 3,1 x 4,7 | 38 | 2,5 | 36 | SP05/025 |
| | 3,1 x 4,7 | 38 | 5 | 72 | SP05/050 |
| | 3,1 x 4,7 | 38 | 7,5 | 108 | SP05/075 |
| | 3,1 x 4,7 | 38 | 10 | 144 | SP05/100 |
| | 4,8 x 6,3 | 75 | 2,5 | 15 | SP06/025 |
| | 4,8 x 6,3 | 75 | 5 | 30 | SP06/050 |
| | 4,8 x 6,3 | 75 | 7,5 | 45 | SP06/075 |
| | 4,8 x 6,3 | 75 | 10 | 60 | SP06/100 |
| | 4,8 x 6,3 | 75 | 15 | 90 | SP06/150 |
| | 4,8 x 6,3 | 75 | 22,5 | 140 | SP06/225 |
| | 6,3 x 7,9 | 75 | 2,5 | 15 | SP08/025 |
| | 6,3 x 7,9 | 75 | 5 | 30 | SP08/050 |
| | 6,3 x 7,9 | 75 | 7,5 | 45 | SP08/075 |
| | 6,3 x 7,9 | 75 | 10 | 60 | SP08/100 |
| | 6,3 x 7,9 | 75 | 15 | 90 | SP08/150 |
| | 6,3 x 7,9 | 75 | 22,5 | 135 | SP08/225 |

⚠ Please consider our security advices on the pages 12/13 ⚠

Coiled Hoses without Fittings

RECTULASTIC



| Inside x Outside ø mm | Coil Outside Diameter mm | Max. Working Length m | Approx. Coils | Part Number |
|--------------------------|-----------------------------|--------------------------|---------------|-------------|
| 7,9 x 9,5 | 115 | 2,5 | 10 | SP10/025 |
| 7,9 x 9,5 | 115 | 5 | 20 | SP10/050 |
| 7,9 x 9,5 | 115 | 7,5 | 30 | SP10/075 |
| 7,9 x 9,5 | 115 | 10 | 40 | SP10/100 |
| 7,9 x 9,5 | 115 | 15 | 60 | SP10/150 |
| 7,9 x 9,5 | 115 | 22,5 | 90 | SP10/225 |
| 9,5 x 11,8 | 140 | 2,5 | 8 | SP12/025 |
| 9,5 x 11,8 | 140 | 5 | 15 | SP12/050 |
| 9,5 x 11,8 | 140 | 7,5 | 23 | SP12/075 |
| 9,5 x 11,8 | 140 | 10 | 31 | SP12/100 |
| 9,5 x 11,8 | 140 | 15 | 46 | SP12/150 |
| 9,5 x 11,8 | 140 | 22,5 | 70 | SP12/225 |
| 12,7 x 15,8 | 220 | 5 | 10 | SP16/050 |
| 12,7 x 15,8 | 220 | 7,5 | 15 | SP16/075 |
| 12,7 x 15,8 | 220 | 10 | 20 | SP16/100 |
| 12,7 x 15,8 | 220 | 15 | 30 | SP16/150 |
| 12,7 x 15,8 | 220 | 22,5 | 56 | SP16/225 |

Completely assembled with Swivel Fittings

RECTULASTIC




| Inside x Outside ø mm | Coil Outside Diameter mm | Max. Working Length m | Approx. Coils | Part Number |
|--------------------------|-----------------------------|--------------------------|---------------|-------------|
| 3,1 x 4,7 R1/8 | 38 | 2,5 | 36 | SP05/025/DV |
| 3,1 x 4,7 R1/8 | 38 | 5 | 72 | SP05/050/DV |
| 3,1 x 4,7 R1/8 | 38 | 7,5 | 108 | SP05/075/DV |
| 3,1 x 4,7 R1/8 | 38 | 10 | 144 | SP05/100/DV |
| 4,8 x 6,3 R1/4 | 75 | 2,5 | 15 | SP06/025/DV |
| 4,8 x 6,3 R1/4 | 75 | 5 | 30 | SP06/050/DV |
| 4,8 x 6,3 R1/4 | 75 | 7,5 | 45 | SP06/075/DV |
| 4,8 x 6,3 R1/4 | 75 | 10 | 60 | SP06/100/DV |
| 4,8 x 6,3 R1/4 | 75 | 15 | 90 | SP06/150/DV |
| 4,8 x 6,3 R1/4 | 75 | 22,5 | 140 | SP06/225/DV |
| 6,3 x 7,9 R 1/4 | 75 | 2,5 | 15 | SP08/025/DV |
| 6,3 x 7,9 R 1/4 | 75 | 5 | 30 | SP08/050/DV |
| 6,3 x 7,9 R 1/4 | 75 | 7,5 | 45 | SP08/075/DV |
| 6,3 x 7,9 R 1/4 | 75 | 10 | 60 | SP08/100/DV |
| 6,3 x 7,9 R 1/4 | 75 | 15 | 90 | SP08/150/DV |
| 6,3 x 7,9 R 1/4 | 75 | 22,5 | 135 | SP08/225/DV |

with swivel fittings
and spring guards (Type DV)

Completely assembled with Swivel Fittings

RECTULASTIC




| Inside x Outside ø mm | Coil Outside Diameter mm | Max. Working Length m | Approx. Coils | Part Number |
|--------------------------|-----------------------------|--------------------------|---------------|-------------|
| 7,9 x 9,5 R 1/4 | 115 | 2,5 | 10 | SP10/025/DV |
| 7,9 x 9,5 R 1/4 | 115 | 5 | 20 | SP10/050/DV |
| 7,9 x 9,5 R 1/4 | 115 | 7,5 | 30 | SP10/075/DV |
| 7,9 x 9,5 R 1/4 | 115 | 10 | 40 | SP10/100/DV |
| 7,9 x 9,5 R 1/4 | 115 | 15 | 60 | SP10/150/DV |
| 7,9 x 9,5 R 1/4 | 115 | 22,5 | 90 | SP10/225/DV |
| 9,5 x 11,8 R 3/8 | 140 | 2,5 | 8 | SP12/025/DV |
| 9,5 x 11,8 R 3/8 | 140 | 5 | 15 | SP12/050/DV |
| 9,5 x 11,8 R 3/8 | 140 | 7,5 | 23 | SP12/075/DV |
| 9,5 x 11,8 R 3/8 | 140 | 10 | 31 | SP12/100/DV |
| 9,5 x 11,8 R 3/8 | 140 | 15 | 46 | SP12/150/DV |
| 9,5 x 11,8 R 3/8 | 140 | 22,5 | 70 | SP12/225/DV |
| 12,7 x 15,8 R 1/2 | 220 | 5 | 10 | SP16/050/DV |
| 12,7 x 15,8 R 1/2 | 220 | 7,5 | 15 | SP16/075/DV |
| 12,7 x 15,8 R 1/2 | 220 | 10 | 20 | SP16/100/DV |
| 12,7 x 15,8 R 1/2 | 220 | 15 | 30 | SP16/150/DV |
| 12,7 x 15,8 R 1/2 | 220 | 22,5 | 47 | SP16/225/DV |

with swivel fittings
and spring guards (Type DV)

Completely assembled with Coupling and Plug

RECTULASTIC



| Inside x Outside ø mm | Coil Outside Diameter mm | Max. Working Length m | Approx. Coils | Part Number |
|--------------------------|-----------------------------|--------------------------|---------------|--------------|
| 6,3 x 7,9 | 75 | 2,5 | 15 | SP08/025/K+S |
| 6,3 x 7,9 | 75 | 5 | 30 | SP08/050/K+S |
| 6,3 x 7,9 | 75 | 7,5 | 45 | SP08/075/K+S |
| 6,3 x 7,9 | 75 | 10 | 60 | SP08/100/K+S |
| 6,3 x 7,9 | 75 | 15 | 90 | SP08/150/K+S |
| 6,3 x 7,9 | 75 | 22,5 | 135 | SP08/225/K+S |
| 7,9 x 9,5 | 115 | 2,5 | 10 | SP10/025/K+S |
| 7,9 x 9,5 | 115 | 5 | 20 | SP10/050/K+S |
| 7,9 x 9,5 | 115 | 7,5 | 30 | SP10/075/K+S |
| 7,9 x 9,5 | 115 | 10 | 40 | SP10/100/K+S |
| 7,9 x 9,5 | 115 | 15 | 60 | SP10/150/K+S |
| 7,9 x 9,5 | 115 | 22,5 | 90 | SP10/225/K+S |
| 9,5 x 11,8 | 140 | 2,5 | 8 | SP12/025/K+S |
| 9,5 x 11,8 | 140 | 5 | 15 | SP12/050/K+S |
| 9,5 x 11,8 | 140 | 7,5 | 23 | SP12/075/K+S |
| 9,5 x 11,8 | 140 | 10 | 31 | SP12/100/K+S |
| 9,5 x 11,8 | 140 | 15 | 46 | SP12/150/K+S |
| 9,5 x 11,8 | 140 | 22,5 | 70 | SP12/225/K+S |

with 26 series coupling and plug
with spring guards



RECTUFLEX

Low Pressure



Technical Description

Nycoil polyurethane hose was developed to eliminate the two most common limitations of nylon self-storing hoses, kinking and abrasion resistance. This light-weight, yet extremely durable hose is ideal for use in tough work areas or highly mobile applications.

Special Physical Features

- Light weight (specific weight 9x lower as copper)
- Wide temperature range
- High resistance against moisture
- Saltwater insensitive
- Long service

Mechanical Features

- High vibration prevention
- Perfect abrasion resistance
- High compression characteristics
- Low flow reduction for all kind of media
- Constant solidity

Applications

- Compressed Air Lubrication grease/oil Gasoline
- Hydraulics
- Vacuum
- Chemicals (on request) Food and beverage (on request)

Advantages

- Quick assembly possible
- Light weight
- Low pressure drop
- Different colors for identification
- Good storage possibility due to box packing (straight hoses)
- High abrasion resistance
- Very small bending radius and tight coil diameter economizes on work and storage space
- Working length is 80% of total hose length
- 25 % lighter than rubber
- Specially developed swivel fittings offer lowest possible air flow restrictions
- Superior elasticity and coil memory

Working Temperature Hose:

-40°C up to +75°C

Working Temperature Hose Assembled:

-20°C up to +70°C

Maximum operating pressure:
see chart

Durometer:

95 Shore A

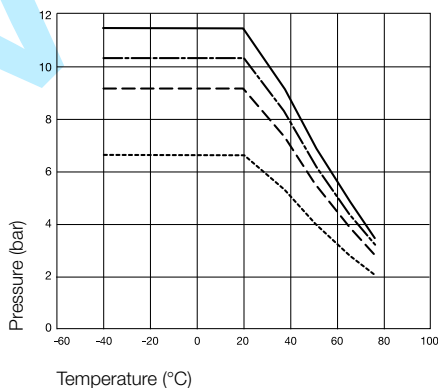
All technical data refers to air applications. We will gladly assist you for other media.

Flow diagrams

Relation Working Pressure / Temperature

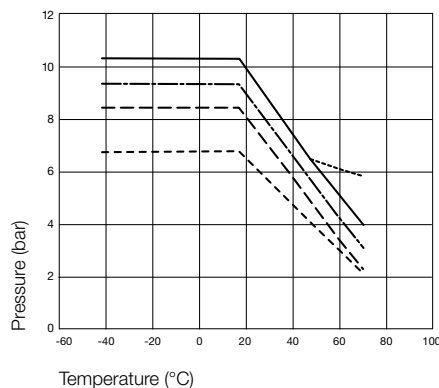
The pressure specifications apply only for the hose and not for the connection fittings.

Straight



- PU040
- - - PU100
- · - PU060, MPS/06
- · · PU080, PU120, MPS/08


Coiled



- PU10, PU19
- - - PU15, MPC06
- · - PU12
- · · PU08
- · - - MPC08

Straight Hoses


RECTUFLEX

| | Inside x Outside ø mm | Coil Outside Diameter mm | Working Length m | Part Number Blue* | Part Number Red* |
|---|--------------------------|-----------------------------|---------------------|----------------------|---------------------|
|  | 2,5 x 4,0 | | 25 | PU040/025/03 | PU040/025/02 |
| | 2,5 x 4,0 | | 50 | PU040/050/03 | PU040/050/02 |
| | 2,5 x 4,0 | | 100 | PU040/100/03 | PU040/100/02 |
| | 4,0 x 6,0 | | 25 | PU060/025/03 | PU060/025/02 |
| | 4,0 x 6,0 | | 50 | PU060/050/03 | PU060/050/02 |
| | 4,0 x 6,0 | | 100 | PU060/100/03 | PU060/100/02 |
| | 6,0 x 8,0 | | 25 | PU080/025/03 | PU080/025/02 |
| | 6,0 x 8,0 | | 50 | PU080/050/03 | PU080/050/02 |
| | 6,0 x 8,0 | | 100 | PU080/100/03 | PU080/100/02 |
| | 6,5 x 10,0 | | 25 | PU100/025/03 | PU100/025/02 |
| | 9,0 x 12,0 | | 25 | PU120/025/03 | PU120/025/02 |
| | | | | | |

* Hoses in black or transparent available on request.


Multicolor straight

RECTUFLEX

| | Inside x Outside ø mm | Coil Outside Diameter mm | Working Length m | Part Number 2-color | Part Number 4-color |
|---|--------------------------|-----------------------------|---------------------|------------------------|------------------------|
|  | 4,0 x 6,0 | | 25 | MPS02/06/025 | MPS04/06/025 |
| | | | | | |
| | 6,0 x 8,0 | | 25 | MPS02/08/025 | MPS04/08/025 |
| | | | | | |

Completely assembled


RECTUFLEX

| | Inside x Outside ø mm | Coil Outside Diameter mm | Working Length m | Connection | Part Number |
|---|--------------------------|-----------------------------|---------------------|-------------|-------------|
|  | 5,0 x 8,0 | 40 | 2 | G 1/4 | PU08/020/DV |
| | 5,0 x 8,0 | 40 | 3 | G 1/4 | PU08/030/DV |
| | 5,0 x 8,0 | 40 | 4 | G 1/4 | PU08/040/DV |
| | 5,0 x 8,0 | 40 | 6 | G 1/4 | PU08/060/DV |
| | 5,0 x 8,0 | 40 | 7,5 | G 1/4 | PU08/075/DV |
| | 6,3 x 9,5 | 60 | 2 | G 1/4 | PU10/020/DV |
| | 6,3 x 9,5 | 60 | 3 | G 1/4 | PU10/030/DV |
| | 6,3 x 9,5 | 60 | 4 | G 1/4 | PU10/040/DV |
| | 6,3 x 9,5 | 60 | 6 | G 1/4 | PU10/060/DV |
| | 6,3 x 9,5 | 60 | 7,5 | G 1/4 | PU10/75/DV |
| | 8,0 x 12,0 | 80 | 3 | G 3/8 | PU12/030/DV |
| | 8,0 x 12,0 | 80 | 4 | G 3/8 | PU12/040/DV |
| | 8,0 x 12,0 | 80 | 6 | G 3/8 | PU12/060/DV |
| | 8,0 x 12,0 | 80 | 7,5 | G 3/8 | PU12/075/DV |
| | 9,5 x 15,0 | 110 | 3 | G 3/8 | PU15/030/DV |
| | 9,5 x 15,0 | 110 | 4 | G 3/8 | PU15/040/DV |
| | 9,5 x 15,0 | 110 | 6 | G 3/8 | PU15/060/DV |
| | 9,5 x 15,0 | 110 | 7,5 | G 3/8 | PU15/075/DV |
| | 12,0 x 19,0 | 110 | 6 | R 1/2 | PU19/060/DV |
| 12,0 x 19,0 | 110 | 7,5 | R 1/2 | PU19/075/DV | |

with straight extensions 508 mm and 127mm

Multicolor coiled


RECTUFLEX

| | Inside x Outside ø mm | Coil Outside Diameter mm | Working Length m | Part Number 2-color | Part Number 4-color |
|--|--------------------------|-----------------------------|---------------------|------------------------|------------------------|
|  | 4,0 x 6,0 | 60 | 2,5 | MPC02/06/025 | MPC04/06/025 |
| | 4,0 x 6,0 | 60 | 6 | MPC02/06/060 | MPC04/06/060 |
| | 4,0 x 6,0 | 60 | 7,5 | MPC02/06/075 | MPC04/06/075 |
| | 6,0 x 8,0 | 60 | 2,5 | MPC02/08/025 | MPC04/08/025 |
| | 6,0 x 8,0 | 60 | 6 | MPC02/08/060 | MPC04/08/060 |
| | 6,0 x 8,0 | 60 | 7,5 | MPC02/08/075 | MPC04/08/075 |

KOVARZ S.r.l.



RECTUFLEX



Technical Description

The extremely elastic Nycoil polyurethane hose with straight extension (100 mm at the connecting end, coils in various lengths, 2000 mm at the tool connection end) has the same favourable properties as our conventional coiled hoses: high shape recovery, low looping tendency, higher abrasion resistance, outstanding stability with very low empty weight. In addition, the straight extensions guarantee more freedom of movement and easier handling in the hard working process.

Advantages

- Extremely flexible – resists kinking
- Impervious to abrasions, heat and oil
- Specially developed swivel fittings offer lowest possible air flow restrictions
- Specially designed retainer sleeve also provides strain relief
- Superior elasticity and coil memory
- Working length is 80% of total hose length
- Very small bending radius and tight coil diameter economizes on work and storage space
- 25% lighter than rubber – easy handling
- Highly resistant to wear – five times the life of rubber
- Low tension – easy to work with
- Eases user fatigue
- Swivel fittings nickel plated
- Greater freedom of movement and easy handling through straight extensions at both ends
- Easy do-it-yourself assembly of couplings, plugs or fixed screw connections (on request with protective sleeve)

Applications

- Pneumatic control
- Air tools
- Assembly workstations
- Laboratories
- Electronic assemblies
- Robotics
- Machine tools
- Instrumentation
- Automobile Industry

Working Temperature Hose:

-40°C up to +75°C

Working Temperature Hose Assembled:

-20°C up to +70°C

Maximum operating pressure:

see chart

Durometer:

95 Shore A

Color:

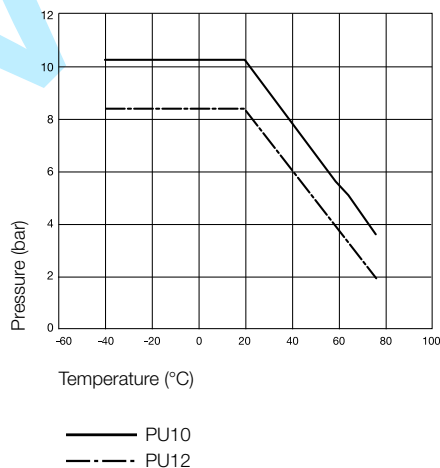
blue (Other colors available on request)

All technical data refers to air applications. We will gladly assist you for other media.

Flow diagrams


Relation Working Pressure / Temperature

The pressure specifications apply only for the hose and not for the connection fittings.



Polyurethane Hose with Straight Extension





RECTUFLEX

| | Inside x Outside ø mm | Nominal Outside Diameter mm | 3 m* Part Number | 6 m* Part Number | 7,5 m* Part Number |
|---|--------------------------|--------------------------------|---------------------|---------------------|-----------------------|
|  | 6,3 x 9,5 | 60 | PU10/230 | PU10/260 | PU10/275 |
| | 8,0 x 12,0 | 60 | PU12/230 | PU12/260 | PU12/275 |
| | | | | | |
| | | | | | |

* total hose length

Fittings

RECTUFLEX

| | Easy do-it-yourself assembly for coupling and plug 25 Series for PU 10 and PU 12 hoses | Part Number |
|---|---|-------------|
|  | Coupling with spring guard for PU10 | 25KAKU10SPN |
| | Coupling with spring guard for PU12 | 25KAKU12SPN |
|  | Plug with spring guard for PU10 | 26SFKU10MXN |
| | Plug with spring guard for PU12 | 26SFKU12MXN |
|  | Fixed screw connection with spring guard for PU10 | SV17/10AN |
| | Fixed screw connection with spring guard for PU12 | SV17/12AN |
|  | Protective sleeve (black) | T1300-351BK |



Polyurethane Inner Braided Hose

SUPERBRAID

Low Pressure



Technical Description

Superbraid polyurethane recoil hose is extruded with an inner braid for additional strength. This „integral piece“ process eliminates the need of bonding individual layers of hoses, braiding and cover which tend to separate overtime due to bending, flexing and pulsating. Superbraid combines the durability of bulkier hoses with the kink resistance and elasticity of polyurethane to make a tough, long lasting hose that is user friendly. Superbraid can be used with either our barb and sleeve fittings or reusable polyurethane fittings.

Advantages

- Same flexibility as a polyurethane hose
- Usable at 15 bar (safety factor of 4 to 1)
- Flexible even at -40°C
- Highly kinking resistant; virtually undamaged by twisting or crushing
- Extremely flexible and easy to use; minimizes worker fatigue
- Superior elasticity and coil memory
- Excellent abrasion resistance;
- 6 to 10 times better than rubber or nylon
- Factory applied thread sealant supplied on male swivel fitting
- Very small bending radius and tight coil diameter economizes on work and storage space
- Both fittings nickel plated

Working Temperature:

-40°C up to +75°C

Maximum Operating Pressure:

see chart

Durometer:

85 Shore A

Color:

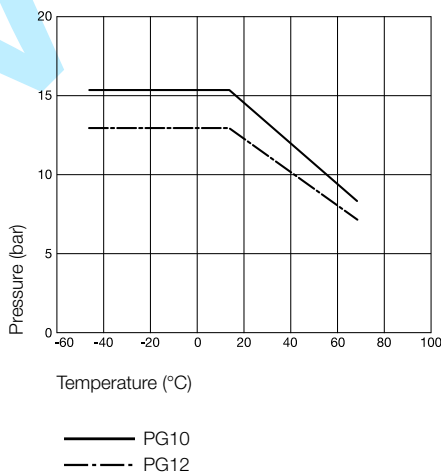
light blue -transparent-

All technical data refers to air applications. We will gladly assist you for other media.

Flow diagrams


Relation Working Pressure / Temperature

The pressure specifications apply only for the hose and not for the connection fittings.




Straight Hoses

SUPERBRAID

| | Inside x Outside ø mm | Coil Outside Diameter mm | Working Length m | Connection | Part Number |
|---|--------------------------|-----------------------------|---------------------|------------|-------------|
|  with fabric lining | 6,3 x 9,5 | | 25 | | PG10/025 |
| | | | | | |
| | 7,9 x 11,7 | | 25 | | PG12/025 |
| | | | | | |

Coiled Hoses

SUPERBRAID

| | Inside x Outside ø mm | Coil Outside Diameter mm | Working Length m | Connection | Part Number |
|---|---|-----------------------------|---------------------|------------|-------------|
|  with fabric lining | 6,3 x 9,5 | 42 | 3 | G 1/4 | PG10/030/DV |
| | 6,3 x 9,5 | 42 | 6 | G 1/4 | PG10/060/DV |
| | 6,3 x 9,5 | 42 | 7,5 | G 1/4 | PG10/075/DV |
| | | | | | |
| | 7,9 x 11,7 | 55 | 3 | G 3/8 | PG12/030/DV |
| | 7,9 x 11,7 | 55 | 6 | G 3/8 | PG12/060/DV |
| | 7,9 x 11,7 | 55 | 7,5 | G 3/8 | PG12/075/DV |
| | | | | | |
| | fully assembled with 2x nickel-plated, swivel screw connections | | | | |



Straight Hoses



Polyurethane Inner Braided Hose

ULTRA-LITE SUPERBRAID

Low Pressure



Technical Description

Thanks to the special production techniques, this hose keeps what it promises, even after frequent use and under extreme conditions. Ultra-Lite is made of polyurethane which is reinforced by a hose braid made of Dacron Polyester. Unlike conventional 3-layer textile hoses where the individual layers are not permanently bonded to each other, our Nycoil Ultra-Lite is specially made. The hose is heated and the different layers, textile and PU, melt to form a permanent bond with each other. Thanks to this process, the Ultra-Lite is extremely flexible and, above all, extremely durable. Its high level of flexibility and low weight make for easy handling. The Ultra-Lite retains its properties down to temperatures as low as -40°C.

Advantages

- Approx. 20% lighter than comparable hoses
- Further weight reduction through production of threaded couplings and hose nuts in light aluminium
- This allows us to reduce the total weight of the hose system, with all advantages of easy hose handling
- Extremely flexible even down to -40°C
- Anti-kink
- Highly temperature-resistant
- Easy do-it-yourself assembly
- of couplings, plugs or fixed screw connections from various Rectus series (available with protective sleeve on request)

Working Temperature:

-40°C up to +75°C

Maximum Operating Pressure:

see chart

Color:

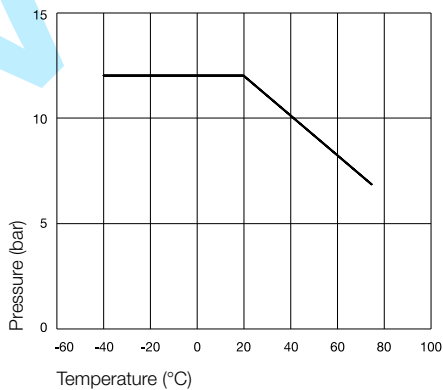
yellow

All technical data refers to air applications. We will gladly assist you for other media.

Flow diagrams

Relation Working Pressure / Temperature


The pressure specifications apply only for the hose and not for the connection fittings.



— SU13, SU17

Straight Hose




ULTRA-LITE SUPERBRAID

| | Inside x Outside ø mm | Coil Outside Diameter mm | Working Length m | Weight g/m | Part Number |
|---|--------------------------|-----------------------------|---------------------|---------------|-------------|
|  | 9,5 x 13,0 | | 25 | 75 | SU13/025/05 |
| | | | | | |
| | 12,7 x 17,4 | | 25 | 127 | SU17/025/05 |
| | | | | | |

Self-assembly connections for SU13

ULTRA-LITE SUPERBRAID

For matching protective sleeves for the protection of the surfaces please refer to Page 350

| | Series | Flow at 6 bar (Pressure drop 0,5 bar) in l/min | Weight g | Part Number |
|---|--------------------------------------|---|-------------|---------------|
|  | Coupling Series 1600 | 2100 | 100 | 1600KAKU13SPN |
| | Coupling Series 31 | 1060 | 90 | 31KAKU13SPN |
| | Coupling Series 1400 | 960 | 90 | 1400KAKU13SPN |
|  | Plug Series 26 (1600) | | 50 | 26SFKU13MXN |
| | Plug Series 31 | | 55 | 31SFKU13MXN |
| | Plug Series 23 (1400) | | 55 | 23SFKU13MXN |
|  | fixed screw connection G 3/8 | | 50 | SV17/13AN |
| | fixed screw connection G 1/2 f. SU17 | | 60 | SV21/17AN |
| | | | | |



RECTUSOFT



Technical Description

The new generation of highly flexible Rectus hoses consists of a textile-reinforced, 3-ply PVC hose with a smooth inner tube, polyester thread insert and abrasion-proof outer covering.

Advantages

- Low weight
- Very high flexibility
- Highly resistant
- High resistance to pressure
- UV-resistant
- Long service life
- shock and tread- resistant, non-buckling
- manufacturer's imprint with technical specifications
- TÜV-certified

Working Temperature:

-15°C up to +60°C

Maximum Operating Pressure at +23°C:

15 bar

Bursting Pressure at +23°C:

63 bar

Color:

light blue

| | Inside x Outside ø mm | Coil Outside Diameter mm | Package Unit | Part Number |
|--|--------------------------|-----------------------------|--------------|--------------|
| | 6,3 x 11,0 | 45 | 50 | PVC06/050/03 |
| | | | | |
| | | | | |
| | 9,0 x 14,5 | 63 | 50 | PVC09/050/03 |
| | | | | |
| | | | | |
| | 12,7 x 19,0 | 89 | 50 | PVC12/050/03 |
| | | | | |
| | | | | |

KOVARZ

Hose Accessories

Hose Cutter



(up to outside Diameter 14 mm)

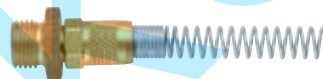
| | L | L1 | Part Number |
|--|----|----|-------------|
| | 79 | 25 | RP71-00 |
| | | | |
| | | | |

Swivelling Spring Guard



| Connection mm | HEX | Length | Version | Part Number |
|-------------------|-----|--------|---------|-------------|
| R 1/8 3,1 x 4,7 | 11 | | Brass | DV10/05 |
| R 1/4 4,8 x 6,3 | 14 | | Brass | DV13/06 |
| R 1/4 6,3 x 7,9 | 14 | | Brass | DV13/08 |
| R 1/4 7,9 x 9,5 | 15 | | Brass | DV13/10 |
| R 3/8 9,5 x 11,8 | 19 | | Brass | DV17/12 |
| R 1/2 12,7 x 15,8 | 22 | | Brass | DV21/16 |


Fixed Spring Guard




with spring guard
* with inner cone 45°

| Connection mm | HEX | Length | Version | Part Number |
|--------------------|-----|--------|---------|-------------|
| M 5 4,0 x 6,0 | 8 | 103 | Brass | SV05/06 |
| G 1/8 4,0 x 6,0 | 12 | 103 | Brass | SV10/06 |
| G 1/8 6,0 x 8,0 | 12 | 106 | Brass | SV10/08 |
| G 1/4 4,0 x 6,0 | 17 | 103 | Brass | SV13/06 |
| G 1/4 6,0 x 8,0 | 17 | 106 | Brass | SV13/08 |
| G 1/4 8,0 x 10,0 | 17 | 119 | Brass | SV13/10 |
| G 1/4 9,0 x 12,0 | 17 | 123 | Brass | SV13/12 |
| G 3/8 6,0 x 8,0 * | 19 | 106 | Brass | SV17/08 |
| G 3/8 8,0 x 10,0 * | 19 | 119 | Brass | SV17/10 |
| G 3/8 9,0 x 12,0 * | 19 | 123 | Brass | SV17/12 |


Reusable Swivel Fittings

|  | Connection | for Hose | Part Number |
|---|------------|----------|-------------|
| | mm | | |
| swivelling | G 1/4 | PU08 | PV13/08 |
| | G 1/4 | PU10 | PV13/10 |
| | G 3/8 | PU12 | PV17/12 |
| | G 3/8 | PU15 | PV17/15 |


Worm Drive Hose Clips

|  | Spread | Height | Part Number |
|---|---------|--------|-------------|
| | mm | mm | |
| | 10-16 | 8 | KA1016 |
| | 12 - 22 | 8 | KA1222 |
| | 16 - 27 | 8 | KA1627 |
| | 23 - 35 | 9 | KA2335 |
| | 30 - 45 | 9 | KA3045 |
| | 32 - 50 | 12 | KA3250 |
| | 40 - 60 | 12 | KA4060 |
| | 50 - 70 | 12 | KA5070 |
| | 60 - 80 | 12 | KA6080 |

,O'-Clips

|  | Spread | Height | Part Number |
|---|---------|--------|-------------|
| | mm | mm | |
| | 5 - 7 | 6 | KB0507 |
| | 7 - 9 | 7 | KB0709 |
| | 9 - 11 | 7 | KB0911 |
| | 11 - 13 | 7 | KB1113 |
| | 13 - 15 | 7,5 | KB1315 |
| | 15 - 18 | 8 | KB1518 |
| | 17 - 20 | 8,5 | KB1720 |
| | 20 - 23 | 9 | KB2023 |
| | 25 - 28 | 10 | KB2528 |
| | 28 - 31 | 10 | KB2831 |
| | 31 - 34 | 10 | KB3134 |
| | 34 - 37 | 10 | KB3437 |
| | 37 - 40 | 10 | KB3740 |
| | 40 - 43 | 10 | KB4043 |
| | 43 - 46 | 10 | KB4346 |

Hose Drum

| | Description | Connection | Working Length m | Working Pressure bar | Part Number |
|---|---|-------------|---------------------|-------------------------|-------------|
|  | - PU-Hose (9,0 x 14,5), black | Series 25KA | 15 | 15 | DST915-25 |
| | - Casing made of polypropylene | | | | |
| | - no mechanical guidance | | | | |
| | - Completely assembled with coupling and plug 25 series | | | | |
| | - CE-certified | | | | |
| | | | | | |
| | | | | | |

KOLVAZ S.r.l.

KOVARZ S.r.l.